



4

estadísticas de tráfico  
traffic statistics

## 4.1

## Tráfico de pasaje

## Passenger traffic

## 4.1.1

## Pasajeros

## Passengers

## 4.1.1.1

## Pasajeros, número

## Passengers, number

	Cabotaje	Exterior	Total	Interior	Total
	Domestic	Foreign	Total	Local	Total
<b>LINEA REGULAR / REGULAR SHIPPING LINES</b>					
Embarcados / Embarked				809.688	809.688
Desembarcados / Disembarked				742.588	742.588
<b>Total / Total</b>				<b>1.552.276</b>	<b>1.552.276</b>
<b>DE CRUCERO / CRUISE</b>					
Inicio de línea / Starting a cruise			1.573		1.573
Fin de línea / Ending a cruise			515		515
En tránsito / In Transit			138.100		138.100
<b>Total crucero / Total cruise</b>			<b>140.188</b>		<b>140.188</b>
<b>TOTAL PASAJEROS / TOTAL PASSENGERS</b>			<b>140.188</b>		<b>1.552.276</b>

## 4.1.1.2

## Pasajeros de línea regular, número. Puertos de origen y destino

## Passengers of regular shipping lines, number. Ports of origin and destination

## 4.1.2

## Automóviles en régimen de pasaje. Número de unidades

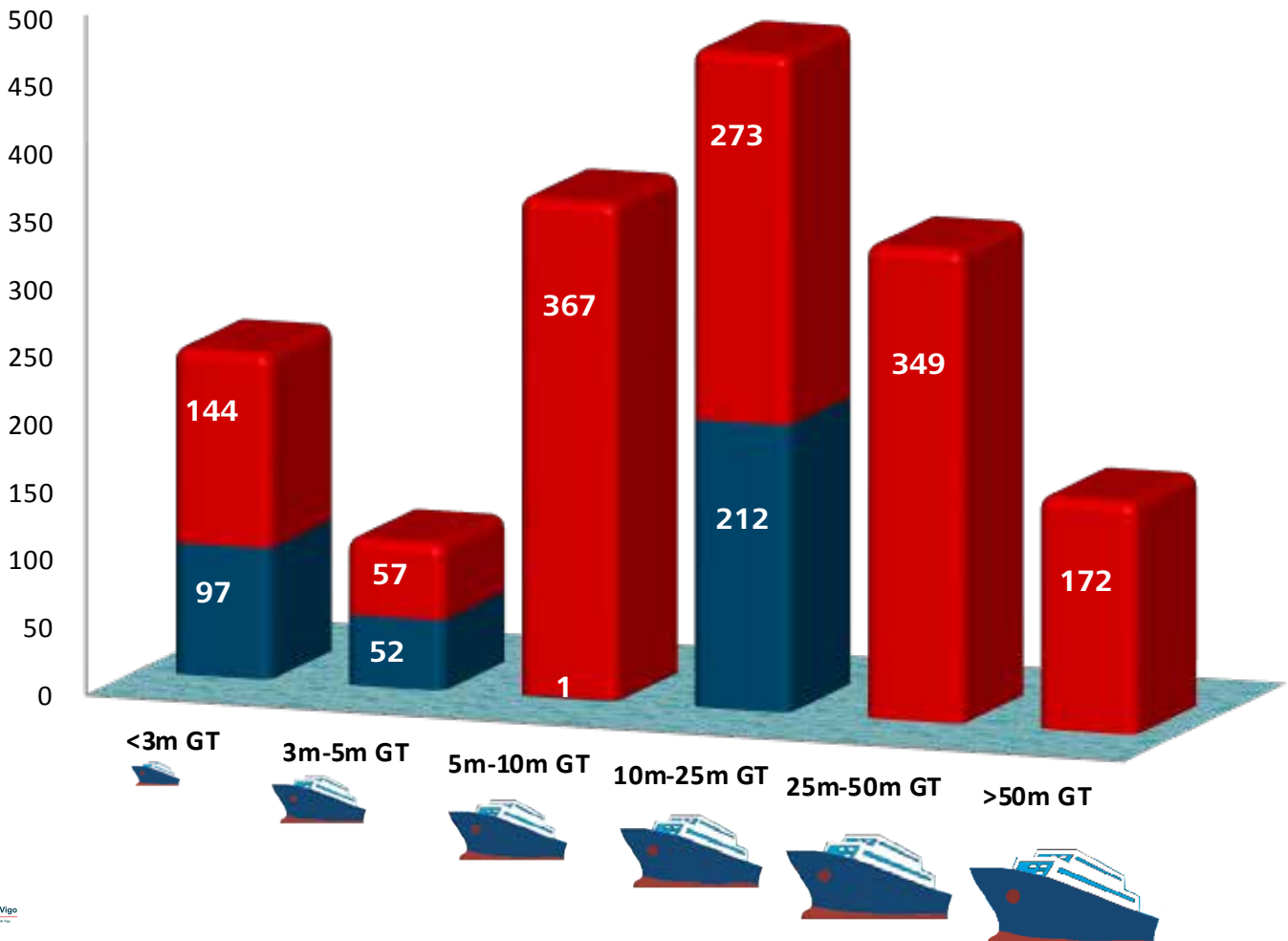
## Vehicles with passengers. Number of vehicles



4.2 Buques								
4.2.1 Buques mercantes		Merchant ships						
4.2.1.1 Distribución por tonelaje		Distribution by tonnage						
	< 3.000GT	3.001 - 5.000GT	5.001 - 10.000GT	10.001 - 25.000GT	25.001 - 50.000GT	>50.000 GT	Total	
<b>ESPAÑOLES / SPANISH</b>								
Número / Number	97	52	1	212			362	
G.T. / G.T.	74.827	204.999	7.360	3.326.259			3.613.445	
<b>EXTRANJEROS / FOREIGN</b>								
Número / Number	144	57	367	273	349	172	1.362	
G.T. / G.T.	249.267	216.654	2.930.251	4.426.290	12.627.018	12.408.284	32.857.764	
<b>TOTAL / TOTAL</b>								
Número / Number	241	109	368	485	349	172	1.724	
G.T. / G.T.	324.094	421.653	2.937.611	7.752.549	12.627.018	12.408.284	36.471.209	
<b>% sobre total / % on the total</b>								
Número / Number	13,98%	6,32%	21,35%	28,13%	20,24%	9,98%	100,00%	
G.T. / G.T.	0,89%	1,16%	8,05%	21,26%	34,62%	34,02%	100,00%	








**GRÁFICA DEL NÚMERO DE BUQUES POR TONELAJE**  
**VOLUME OF VESSELS BY TONNAGE CHART**

NÚMERO TOTAL DE BUQUES 2017: **1.724**  
TOTAL NUMBER OF VESSELS 2017: **1,724**



## 4.2.1.2 Distribución por bandera

## Distribution by flag

Banderas	Países	nº de buques	G.T.
	ALEMANIA	3	56.129
	ANGOLA	1	446
	ANTIGUA Y BARBUDA	70	583.643
	ARABIA SAUDI	1	808
	ARGELIA	4	38.909
	ARGENTINA	2	2.177
	BAHAMAS	125	6.476.678
	BAHRAIN	1	4.200
	BARBADOS	4	10.786
	BELGICA	1	6.690
	BERMUDAS	22	1.549.856
	BOSNIA-HERZEGOVINA	1	99.836
	CABO VERDE	1	1.931
	CANADA	1	11.426
	CHINA	2	19.834
	CHIPRE	165	1.717.509
	COREA DEL SUR	1	55.680
	CUBA	2	3.840
	CURAZAO	2	46.575
	DINAMARCA	5	27.342
	E.E.U.U.	1	57.280
	ECUADOR	1	379
	ESPAÑA	362	3.613.445
	ESTONIA	6	7.719
	FILIPINAS	1	15.349
	FINLANDIA	1	15.966
	FRANCIA	3	7.847
	GIBRALTAR	11	301.121
	GRECIA	15	50.521
	HOLANDA	67	598.043
	HONG KONG	27	1.096.868
	IRLANDA	2	3.771
	IS. MARSHALL	45	1.664.694
	IS. MAURICIO	1	1.492
	ISLAS FALKLAND (MALVINAS)	22	44.569
	ISLAS CAIMAN	7	242.674
	ISLAS FAROE	6	32.310
	ITALIA	21	1.423.973
	JAPON	5	301.501
	LETONIA	1	18.345
	LIBERIA	49	883.925
	LITUANIA	1	436
	MALTA	191	4.113.018
	MARRUECOS	3	4.208
	MOLDAVIA	1	2.359
	NAMIBIA	1	1.335
	NORUEGA	23	956.956
	PALAU	1	4.962
	PANAMA	105	4.861.645
	PERU	6	34.296
	POLONIA	1	50
	PORTUGAL	151	1.254.622
	REINO UNIDO	46	794.462
	RUSIA	9	19.465
	S.VICENTE Y GRANADINA	2	2.423
	ISLAS VÍRGENES BRITÁNICAS	1	2.598
	SENEGAL	3	4.865
	SEYCHELLES	1	2.057
	SINGAPUR	107	3.311.248
	SUECIA	1	286
	TURQUIA	1	2.979
	URUGUAY	1	852
	<b>TOTAL</b>	<b>1.724</b>	<b>36.471.209</b>

### 4.2.1.3 Distribución por tipos de buques Distribution by types of vessels

TIPO DE BUQUE / TYPE OF VESSEL	ESPAÑÓLES / SPANISH		EXTRANJEROS / FOREIGN		TOTAL	
	nº	G.T.	nº	G.T.	nº	G.T.
Graneleros Líquidos (Tanques) / Liquid Bulk Carriers			22	179.172	22	179.172
<b>Total Tanques / Total Tankers</b>			<b>22</b>	<b>179.172</b>	<b>22</b>	<b>179.172</b>
Graneleros Sólidos / Solid Bulk Carriers	33	125.919	20	181.913	53	307.832
<b>Total Graneleros / Total Bulk-Carriers</b>	<b>33</b>	<b>125.919</b>	<b>20</b>	<b>181.913</b>	<b>53</b>	<b>307.832</b>
Carga General / General Cargo	14	52.030	165	1.965.743	179	2.017.773
Transportes Especializados / Specialized Transports			11	75.278	11	75.278
<b>Total Carga General / Total General Cargo</b>	<b>14</b>	<b>52.030</b>	<b>176</b>	<b>2.041.021</b>	<b>190</b>	<b>2.093.051</b>
Roro Mercancías / Pure RoRo	210	3.298.227	422	16.605.223	632	19.903.450
Roro Mixtos / Mixed RoRo			1	15.966	1	15.966
<b>Total Ro-Ro / Total Ro-Ro</b>	<b>210</b>	<b>3.298.227</b>	<b>423</b>	<b>16.621.189</b>	<b>633</b>	<b>19.919.416</b>
Pasaje Crucero / Cruise Vessel			73	5.685.753	73	5.685.753
Pasaje Otros Buques / Another Vessels	1	80			1	80
<b>Total Pasaje / Total Passengers</b>	<b>1</b>	<b>80</b>	<b>73</b>	<b>5.685.753</b>	<b>74</b>	<b>5.685.833</b>
Portacontenedores / Container Ship	3	35.392	531	7.777.800	534	7.813.192
<b>Total Portacontenedores / Total Container</b>	<b>3</b>	<b>35.392</b>	<b>531</b>	<b>7.777.800</b>	<b>534</b>	<b>7.813.192</b>
Pesqueros de altura congel. / Deep Sea Freezer Ships	64	55.682	78	133.412	142	189.094
Otros Buques / Another Vessels	37	46.115	39	237.504	76	283.619
<b>Total Otros Buques Mercantes Total Other Merchant Ships</b>	<b>101</b>	<b>101.797</b>	<b>117</b>	<b>370.916</b>	<b>218</b>	<b>472.713</b>
<b>TOTALES / TOTALS</b>	<b>362</b>	<b>3.613.445</b>	<b>1.362</b>	<b>32.857.764</b>	<b>1.724</b>	<b>36.471.209</b>

### 4.2.2 Buques de guerra Warships

	ESPAÑÓLES / SPANISH	EXTRANJEROS / FOREIGN	TOTAL
<b>Número de buques / Number of vessels</b>		5	<b>5</b>
<b>G.T.</b>		7.968	<b>7.968</b>

### 4.2.3 Embarcaciones de pesca Fishing ships

	BAJURA / COASTAL	ALTURA / DEEP SEA	TOTAL
<b>Matriculados durante el año, a 31 de diciembre Registered up till 31<sup>st</sup>. December</b>			
Número / Number	1	1	<b>2</b>
G.T. / G.T.	295,22	495,00	<b>790,22</b>
<b>Con base en el Puerto / Based in the port</b>			
Número / Number	217	71	<b>288</b>
G.T. / G.T.	2.735,10	49.024,95	<b>51.760,05</b>

### 4.2.4 Embarcaciones de recreo Pleasure boats

Matriculados durante 2017, a 31 de diciembre / Registered up till 31 <sup>st</sup> December	TOTAL
Número / Number	<b>45</b>
T.R.B.	<b>896,65</b>

**4.2.5 Buques entrados para desguace**

**Vessels entered for breaking up**

**4.2.6 Otras embarcaciones**

**Other ships**

Tipo/Type	número/ number	G.T.
Artefactos Flotantes / <b>Floating structures</b>	5	70
Buques Administración / <b>Government ships</b>	37	56.750
Buques de Guerra / <b>Warships</b>	5	7.968
Buques Servicios Portuarios / <b>Port services boats</b>	14	1.864
Pesqueros de Altura / <b>Deep sea fishing vessels</b>	908	185.107
Pesqueros de Litoral / <b>Coastline fishing vessels</b>	85	8.042
Remolcadores / <b>Tugs</b>	22	19.342
<b>TOTAL / TOTAL</b>	<b>1.076</b>	<b>279.143</b>



## 4.3

## Mercancías, toneladas

## Goods, tons

Las cantidades correspondientes a toneladas se redondearán a la unidad más próxima  
The said quantities in tons will be approximated

## 4.3.1

## Movidas por muelles y atraques de servicio

## Handled at port authority quays and berths

	cabotaje / domestic			exterior / foreing			total / total		
	embarc. loaded	desemb. unloaded	total total	embarc. loaded	desemb. unloaded	total total	embarc. loaded	desemb. unloaded	total total
<b>Grañeles líquidos / Liquid bulks</b>									
Aceite de pescado / Fish oil									
Aceites y grasas / Oils and greases					2.307	2.307		2.307	2.307
Asfalto líquido / Liquid asphalt									
Gas-oil / Gas oil		29.996	29.996					29.996	29.996
Productos químicos / Chemical products		2.700	2.700		32.773	32.773		35.473	35.473
<b>TOTAL / TOTAL</b>		<b>32.696</b>	<b>32.696</b>		<b>35.080</b>	<b>35.080</b>		<b>67.777</b>	<b>67.777</b>
<b>Grañeles sólidos por instalac. especial / Dry bulks by special installation</b>									
Cemento / Cement		257.087	257.087					257.087	257.087
<b>TOTAL / TOTAL</b>		<b>257.087</b>	<b>257.087</b>					<b>257.087</b>	<b>257.087</b>
<b>Grañeles sólidos sin instalac. especial / Dry bulks without special installation</b>									
Resto mercancía / Other goods				22		22	22		22
Sal / Salt		4.500	4.500					4.500	4.500
<b>TOTAL / TOTAL</b>		<b>4.500</b>	<b>4.500</b>	<b>22</b>		<b>22</b>	<b>22</b>	<b>4.500</b>	<b>4.522</b>
<b>Mercancía general / General cargo</b>									
Abonos y piensos / Fodder and Fertilizers	433	81	514	7.497	10.876	18.373	7.930	10.957	18.887
Aceite de pescado / Fish oil	0	3	3	170	5.109	5.278	170	5.112	5.281
Aceites y grasas / Oils and greases	2.023	12	2.035	2.434	946	3.379	4.456	958	5.414
Alimentos / Food	6.544	50	6.595	41.307	15.386	56.693	47.851	15.436	63.288
Automóviles / Vehicles	11.450	964	12.414	548.101	106.193	654.295	559.552	107.158	666.709
Carbones y coque de petróleo / Steam coal and petroleum coke	0	0	0	494	2.201	2.695	494	2.201	2.695
Cereales y sus harinas / Cereals and their flours	40	0	40	4.651	2.106	6.758	4.691	2.106	6.798
Conservas / Tinned food	797	11	808	24.788	110.984	135.772	25.585	110.995	136.580
Frutas, hortalizas y legumbres / Fruits and vegetables	1	0	1	3.916	14.317	18.233	3.917	14.317	18.234
Granito en bruto / Granite crude or roughly trimmed	34	27	61	50.531	127.717	178.248	50.565	127.744	178.309
Harina de Pescado / Fish flour	0	0	0	411	8.141	8.552	411	8.141	8.552
Maderas, duelas y traviesas / Wood and articles of wood	581	68	649	137.557	34.728	172.285	138.138	34.797	172.934
Maquinaria / Machinery	2.130	120	2.250	88.034	28.928	116.961	90.164	29.047	119.211
Metales y sus manufacturas / Metals and manufactures	48.130	5.720	53.850	41.475	149.506	190.981	89.606	155.225	244.831
Muebles y electrodomésticos / Furniture and electrical appliances	598	6	604	4.179	1.355	5.534	4.776	1.361	6.137
Otros granitos y mármoles / Other granites and marbles	66	0	66	214.738	4.533	219.272	214.804	4.533	219.337
Otros materiales construcción / Other building materials	1.883	5	1.888	70.199	18.075	88.274	72.082	18.080	90.162
Papel y pasta / Paper and pulp	3.302	0	3.302	9.782	2.328	12.110	13.083	2.328	15.412
Pesca Congelada / Frozen fish	1.730	10.115	11.845	137.794	402.904	540.698	139.524	413.019	552.543
Piezas Auto / Vehicle spare parts	940	6	947	28.075	112.753	140.827	29.015	112.759	141.774
Pizarra / Slate	1	0	1	55.638	3.812	59.450	55.639	3.812	59.451
Productos químicos / Chemical products	3.902	261	4.163	17.702	43.140	60.842	21.604	43.401	65.005
Resto mercancías / Other goods	3.235	4.272	7.506	91.174	90.705	181.880	94.409	94.977	189.386
Sal / Salt	0	0	0	52	101	153	52	101	153
Tara equipamientos / Equipments tare	27.747	21.364	49.111	226.082	238.622	464.704	253.829	259.986	513.815
Vinos, bebidas, alcoholes y derivados / Wines,drinks and spirits	1.800	810	2.611	31.685	2.791	34.476	33.485	3.601	37.086
<b>TOTAL / TOTAL</b>	<b>117.366</b>	<b>43.896</b>	<b>161.263</b>	<b>1.838.465</b>	<b>1.538.258</b>	<b>3.376.723</b>	<b>1.955.831</b>	<b>1.582.154</b>	<b>3.537.985</b>
<b>TOTAL / TOTAL</b>	<b>117.366</b>	<b>338.180</b>	<b>455.546</b>	<b>1.838.487</b>	<b>1.573.338</b>	<b>3.411.825</b>	<b>1.955.853</b>	<b>1.911.518</b>	<b>3.867.371</b>

En este cuadro NO se incluyen los avituallamientos, pesca fresca, tráfico interior, transbordo, tránsito terrestre y control aduanero  
This chart does NOT include supplier, fresh fish, inner traffic, transshipment, road transit and customs control



## 4.3.2

## Movidas por muelles y atraques de particulares

## Handled at private quays and berths

	cabotaje / domestic			exterior / foreign			total / total		
	embarc. loaded	desemb. unloaded	total total	embarc. loaded	desemb. unloaded	total total	embarc. loaded	desemb. unloaded	total total
<b>Graneles líquidos</b> <b>Liquid bulks</b>									
<b>TOTAL / TOTAL</b>	0	0	0	0	0	0	0	0	0
<b>Graneles sólidos</b> <b>Dry bulks</b>									
<b>TOTAL / TOTAL</b>	0	0	0	0	0	0	0	0	0
<b>Mercancía general</b> <b>General cargo</b>									
Alimentos / Food		920	920					920	920
Contenedores y Equipamientos / Equipments and Containers									
Granito en bruto / Granite crude or roughly trimmed									
Maquinaria / Machinery				1	103	104	1	103	104
Metales y sus manufacturas / Metals and manufactures				7	1.822	1.829	7	1.822	1.829
Otros materiales construcción / Other building materials									
Pesca congelada / Frozen fish		25.355	25.355	229	71.563	71.792	229	96.918	97.148
Resto mercancías / Other goods				742	32	773	742	32	773
<b>TOTAL / TOTAL</b>		<b>25.355</b>	<b>25.355</b>	<b>980</b>	<b>73.519</b>	<b>74.499</b>	<b>980</b>	<b>98.875</b>	<b>99.855</b>
<b>TOTAL / TOTAL</b>		<b>25.355</b>	<b>25.355</b>	<b>980</b>	<b>73.519</b>	<b>74.499</b>	<b>980</b>	<b>98.875</b>	<b>99.855</b>

En este cuadro NO se incluyen los avituallamientos, pesca fresca, tráfico interior, transbordo, tránsito terrestre y control aduanero  
This chart does NOT include supplier, fresh fish, inner traffic, transshipment, road transit and customs control



## 4.3.3

## Embarcadas y desembarcadas en el año

## Loaded and unloaded during the year

	cabotaje / domestic			exterior / foreign			total / total		
	embarc. loaded	desemb. unloaded	total total	embarc. loaded	desemb. unloaded	total total	embarc. loaded	desemb. unloaded	total total
<b>Graneles líquidos / Liquid bulks</b>									
Aceites y grasas / Oils and greases					2.307	2.307		2.307	2.307
Gas-oil / Gas oil		29.996	29.996					29.996	29.996
Productos químicos / Chemical products		2.700	2.700		32.773	32.773		35.473	35.473
<b>TOTAL / TOTAL</b>		<b>32.696</b>	<b>32.696</b>		<b>35.080</b>	<b>35.080</b>		<b>67.777</b>	<b>67.777</b>
<b>Graneles sólidos por instalación especial / Dry bulks by special installation</b>									
Cemento / Cement		257.087	257.087					257.087	257.087
<b>TOTAL / TOTAL</b>		<b>257.087</b>	<b>257.087</b>					<b>257.087</b>	<b>257.087</b>
<b>Graneles sólidos sin instalación especial / Dry bulks without special installation</b>									
Resto mercancía / Other goods				22		22	22		22
Sal / Salt		4.500	4.500					4.500	4.500
<b>TOTAL / TOTAL</b>		<b>4.500</b>	<b>4.500</b>	<b>22</b>		<b>22</b>	<b>22</b>	<b>4.500</b>	<b>4.522</b>
<b>Mercancía general / Goods</b>									
Abonos y piensos / Fodder and Fertilizers	433	81	514	7.497	10.876	18.373	7.930	10.957	18.887
Aceite de pescado / Fish oil	0	3	3	170	5.109	5.278	170	5.112	5.281
Aceites y grasas / Oils and greases	2.023	12	2.035	2.434	946	3.379	4.456	958	5.414
Alimentos / Food	6.544	50	6.595	41.307	15.386	56.693	47.851	15.436	63.288
Automóviles / Vehicles	11.450	964	12.414	548.101	106.193	654.295	559.552	107.158	666.709
Carbones y coque de petróleo / Steam coal and petroleum coke	0	0	0	494	2.201	2.695	494	2.201	2.695
Cereales y sus harinas / Cereals and their flours	40	0	40	4.651	2.106	6.758	4.691	2.106	6.798
Conservas / Tinned food	797	11	808	24.788	110.984	135.772	25.585	110.995	136.580
Frutas, hortalizas y legumbres / Fruits and vegetables	1	0	1	3.916	14.317	18.233	3.917	14.317	18.234
Granito en bruto / Granite crude or roughly trimmed	34	27	61	50.531	127.717	178.248	50.565	127.744	178.309
Harina de Pescado / Fish flour	0	0	0	411	8.141	8.552	411	8.141	8.552
Maderas, duelas y traviesas / Wood and articles of wood	581	68	649	137.557	34.728	172.285	138.138	34.797	172.934
Maquinaria / Machinery	2.130	120	2.250	88.035	29.030	117.065	90.165	29.150	119.315
Metales y sus manufacturas / Metals and manufactures	48.130	5.720	53.850	41.482	151.328	192.810	89.613	157.048	246.661
Muebles y electrodomésticos / Furniture and electrical appliances	598	6	604	4.179	1.355	5.534	4.776	1.361	6.137
Otros granitos y mármoles / Other granites and marbles	66	0	66	214.738	4.533	219.272	214.804	4.533	219.337
Otros materiales construcción / Other building materials	1.883	5	1.888	70.199	18.075	88.274	72.082	18.080	90.162
Papel y pasta / Paper and pulp	3.302	0	3.302	9.782	2.328	12.110	13.083	2.328	15.412
Pesca congelada / Frozen fish	1.730	35.471	37.200	138.024	474.467	612.491	139.753	509.938	649.691
Piezas auto / Vehicle spare parts	940	6	947	28.075	112.753	140.827	29.015	112.759	141.774
Pizarra / Slate	1	0	1	55.638	3.812	59.450	55.639	3.812	59.451
Productos químicos / Chemical products	3.902	261	4.163	17.702	43.140	60.842	21.604	43.401	65.005
Resto mercancías / Other goods	3.235	4.272	7.506	91.916	90.737	182.653	95.151	95.008	190.160
Sal / Salt	0	0	0	52	101	153	52	101	153
Tara equipamientos / Equipments tare	27.747	21.364	49.111	226.082	238.622	464.704	253.829	259.986	513.815
Vinos, bebidas, alcoholes y derivados / Wines, drinks and spirits	1.800	810	2.611	31.685	2.791	34.476	33.485	3.601	37.086
<b>TOTAL / TOTAL</b>	<b>117.366</b>	<b>69.252</b>	<b>186.618</b>	<b>1.839.445</b>	<b>1.611.777</b>	<b>3.451.222</b>	<b>1.956.811</b>	<b>1.681.029</b>	<b>3.637.840</b>
<b>TOTAL / TOTAL</b>	<b>117.366</b>	<b>363.536</b>	<b>480.902</b>	<b>1.839.467</b>	<b>1.646.857</b>	<b>3.486.324</b>	<b>1.956.833</b>	<b>2.010.393</b>	<b>3.967.226</b>

En este cuadro NO se incluyen los avituallamientos, pesca fresca, tráfico interior, transbordo, tránsito terrestre y control aduanero  
This chart does NOT include supplier, fresh fish, inner traffic, transshipment, road transit and customs control

## 4.3.4

## Total mercancías por países de origen y destino

## Total goods by nationality of ports of origin and destination

País / Country	desemb. unloaded	embarc. loaded	total total
ALBANIA	29	4.099	4.128
ALEMANIA	19.064	43.796	62.860
ANGOLA	39.542	4.321	43.862
ANTIGUA Y BARBUDA	6	0	6
ARABIA SAUDI	9.236	4.611	13.847
ARGELIA	17	31.347	31.364
ARGENTINA	69.886	36.498	106.384
ARUBA	0	4	4
AUSTRALIA	846	6.801	7.647
AUSTRIA	0	405	405
BAHAMAS	0	140	140
BAHRAIN	10.441	1.923	12.363
BANGLADESH	1.985	125	2.110
BARBADOS	0	224	224
BELGICA	23.292	102.843	126.135
BENIN	0	1.273	1.273
BERMUDAS	0	15	15
BIRMANIA	9	15	24
BOLIVIA	0	28	28
BOTSWANA	0	88	88
BRASIL	41.425	13.048	54.474
BULGARIA	146	2.769	2.915
CABO VERDE	2.439	794	3.233
CAMBOYA	37	0	37
CAMERUN	5.993	4.072	10.064
CANADA	3.773	61.032	64.804
CHILE	40.349	34.519	74.868
CHINA	127.459	31.596	159.055
CHIPRE	18	3.558	3.576
COLOMBIA	648	6.590	7.238
COMORES	0	123	123
CONGO	0	1.351	1.351
COREA DEL SUR	15.203	12.984	28.187
COSTA MARFIL	3.349	5.319	8.668
COSTA RICA	66	4.150	4.216
CROACIA	39	2.596	2.635
CUBA	2.643	6.654	9.297
CURACAO	7	0	7
DESCONOCIDO	205	4.188	4.393
DINAMARCA	254	150	404
DJIBOUTI	0	1.026	1.026
E.E.U.U.	49.055	96.670	145.725
ECUADOR	59.565	9.185	68.750
EGIPTO	5.014	31.663	36.677
EL SALVADOR	4.963	1.147	6.110
ESLOVENIA	3.111	623	3.734
ESPAÑA	367.222	157.163	524.385
ESTONIA	1.278	91	1.369
FIJI	107	0	107
FILIPINAS	20.607	2.216	22.822
FINLANDIA	9.797	6.066	15.863
FRANCIA	201.483	355.157	556.640
GABON	345	1.764	2.109
GAMBIA	0	2.312	2.312
GEORGIA	216	1.859	2.075

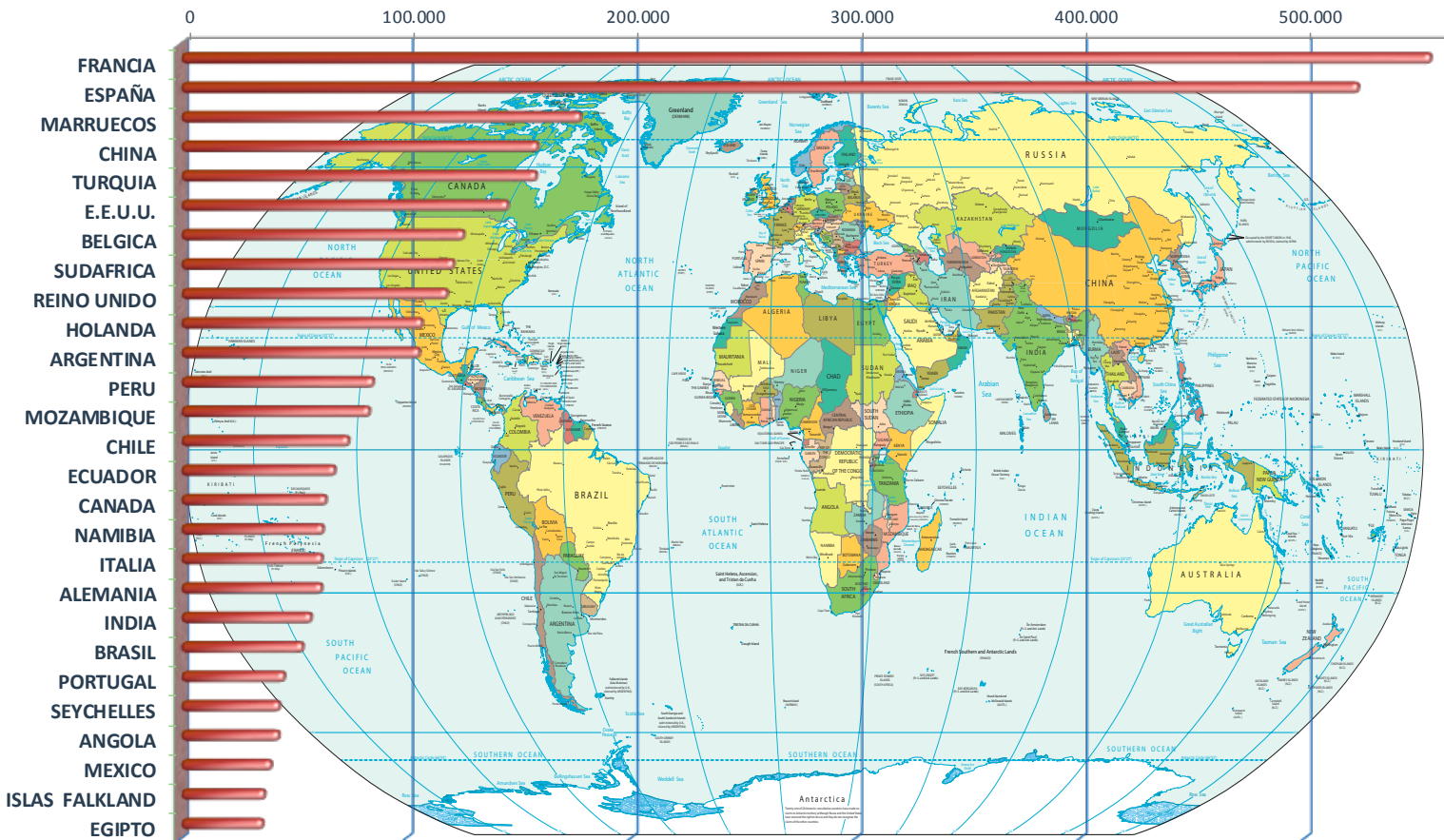
País / Country	desemb. unloaded	embarc. loaded	total total
GHANA	119	2.378	2.497
GRANADA	0	7	7
GRECIA	959	12.684	13.643
GROENLANDIA	0	17	17
GUADALUPE	0	2.146	2.146
GUATEMALA	3.529	1.722	5.251
GUINEA-BISSA	0	57	57
GUINEA-CONAK	0	1.267	1.267
GUINEA ECUA.	0	736	736
GUYANA FRAN.	0	956	956
HAITI	0	1.100	1.100
HOLANDA	58.395	49.146	107.540
HONDURAS	552	1.684	2.236
HONG KONG	1.774	6.496	8.270
INDIA	52.591	5.616	58.207
INDONESIA	28.007	3.962	31.969
IRAN	0	4.795	4.795
IRLANDA	134	3.300	3.434
IS. MARSHALL	1	3	4
IS. MAURICIO	13.173	1.292	14.466
ISLANDIA	11.358	1.006	12.364
ISLAS FALKLAND (MALVI-	37.179	336	37.514
ISLAS CAIMAN	0	69	69
ISLAS FAROE	710	158	868
ISRAEL	1.524	13.397	14.920
ITALIA	936	62.084	63.020
JAMAICA	0	1.719	1.719
JAPON	3.594	10.726	14.321
JORDANIA	0	949	949
KENIA	1.155	855	2.009
KUWAIT	0	4.226	4.226
LETONIA	4.255	4.137	8.392
LIBANO	0	1.451	1.451
LIBERIA	0	4.422	4.422
LIBIA	0	2.628	2.628
LITUANIA	2.457	2.237	4.694
MACAO	0	14	14
MADAGASCAR	2.366	482	2.848
MALASIA	9.322	1.852	11.173
MALAWI	0	7	7
MALDIVAS	490	5	495
MALI	0	245	245
MALTA	45	7.664	7.709
MARRUECOS	28.798	149.384	178.182
MARTINICA	802	1.570	2.372
MAURITANIA	7.582	730	8.311
MAYOTTE	0	507	507
MEXICO	10.874	29.565	40.439
MOLDAVIA	0	32	32
MONTENEGRO	0	1.067	1.067
MOZAMBIQUE	77.568	6.560	84.128
NAMIBIA	62.458	1.057	63.515
NICARAGUA	1.894	1.112	3.006
NIGERIA	97	2.715	2.812
NORUEGA	18.928	11.906	30.834

## Total mercancías por países de origen y destino

### Total goods by nationality of ports of origin and destination

País / Country	desemb. unloaded	embarc. loaded	total total
NUEVA CALEDONIA	0	22	22
NUEVA ZELANDA	5.688	450	6.139
OMAN	49	1.272	1.321
PAKISTAN	2.343	686	3.029
PANAMA	691	12.514	13.206
PAPUA N. GUI	15.801	35	15.835
PARAGUAY	711	1.520	2.230
PERU	60.607	25.222	85.828
POLINESIA FRANCESA	508	242	749
POLONIA	5.434	13.812	19.246
PORTUGAL	18.452	27.811	46.263
PUERTO RICO	62	2.434	2.496
QATAR	729	1.656	2.385
R.DOMINICANA	48	8.227	8.276
REINO UNIDO	28.854	89.872	118.726
REPUBLICA DEM.CONGO	22	427	449
REUNION	0	958	958
RUMANIA	863	3.452	4.314
RUSIA	15.125	4.183	19.308
S. VICENTE Y GRANADINAS	23	0	23
SENEGAL	23.800	2.321	26.121
SEYCHELLES	43.168	936	44.104

País / Country	desemb. unloaded	embarc. loaded	total total
SIERRA LEONA	0	1.751	1.751
SINGAPUR	2.484	1.553	4.037
SINT MAARTEN (DUTCH PART)	0	27	27
SIRIA	0	2.571	2.571
SOMALIA	0	41	41
SRI LANKA	378	137	515
SUDAFRICA	110.794	10.873	121.667
SUDAN	7	0	7
SUECIA	2.335	7.961	10.295
SURINAM	0	78	78
TAIWAN	1.453	1.998	3.451
TANZANIA	1.528	1.924	3.452
THAILANDIA	5.471	2.240	7.711
TOGO	0	3.772	3.772
TRINIDAD-TOB	2.538	71	2.609
TUNEZ	224	30.875	31.099
TURQUIA	30.141	128.266	158.407
U.E. ARABES	1.384	12.182	13.567
UCRANIA	149	5.365	5.514
URUGUAY	27.460	4.640	32.100
VENEZUELA	101	972	1.074
VIETNAM	16.178	14.257	30.435
<b>TOTAL / TOTAL</b>	<b>2.010.393</b>	<b>1.956.833</b>	<b>3.967.226</b>



**4.3.5 Mercancías transbordadas****Transhipped goods****4.3.6 Tráfico Roll-on / Roll-off****Roll-on / Roll-off traffic****4.3.6.1****Resumen del Tráfico Roll-on / Roll-off****Summary of the traffic Roll-on / Roll-off**

MERCANCÍAS / GOODS	cabotaje domestic	exterior foreign	total total
<b>Mercancías embarcadas / Loaded goods</b>			
En contenedores / By containers (18.707 TEU's)		210.952	210.952
En otros medios / By other means	12.559	551.596	564.154
<b>TOTAL / TOTAL</b>	<b>12.559</b>	<b>762.548</b>	<b>775.107</b>
<b>Mercancías desembarcadas / Unloaded goods</b>			
En contenedores / By containers (17.064 TEU's)		190.957	190.957
En otros medios / By other means	970	112.428	113.398
<b>TOTAL / TOTAL</b>	<b>970</b>	<b>303.385</b>	<b>304.355</b>
<b>Mercancías embarcadas más desembarcadas / Loaded and unloaded goods</b>			
En contenedores / By containers (35.771 TEU's)		401.909	401.909
En otros medios / By other means	13.529	664.024	677.553
<b>TOTAL / TOTAL</b>	<b>13.529</b>	<b>1.065.933</b>	<b>1.079.461</b>

**4.3.6.2****Unidades de transporte intermodal (UTI) Roll-on / Roll-off****Intermodal transport units (ITU) Roll-on / Roll-off**

TIPO / TYPE	cabotaje / domestic			exterior / foreign			total / total		
	embarc. loaded	desemb. unloaded	total total	embarc. loaded	desemb. unloaded	total total	embarc. loaded	desemb. unloaded	total total
<b>Camión rígido / Truck</b>				1	15	16	1	15	16
<b>Remolques, semirremolques y plataformas / Trailer, semi-trailers and rolltrailers</b>				9.317	8.535	17.852	9.317	8.535	17.852
<b>TOTAL / TOTAL</b>				<b>9.318</b>	<b>8.550</b>	<b>17.868</b>	<b>9.318</b>	<b>8.550</b>	<b>17.868</b>

**4.3.6.3****Unidades de automóviles en régimen de mercancía****Units of vehicles considered like good**

TIPO / TYPE	cabotaje / domestic			exterior / foreign			total / total		
	embarc. loaded	desemb. unloaded	total total	embarc. loaded	desemb. unloaded	total total	embarc. loaded	desemb. unloaded	total total
<b>Autobuses / Buses</b>	5		5	30	57	87	35	57	92
<b>Turismos (matriculados y sin matricular) / Vehicles</b>	8.625	652	9.277	395.652	69.074	464.726	404.277	69.726	474.003
<b>Camiones / Trucks</b>	3		3	10.576	287	10.863	10.579	287	10.866
<b>Vehículos especiales / Special vehicles</b>	5	1	6	606	21	627	611	22	633
<b>Motocicletas (incl. los ciclomotores) / Motorbikes</b>	2		2	2		2	4		4
<b>TOTAL / TOTAL</b>	<b>8.640</b>	<b>653</b>	<b>9.293</b>	<b>406.866</b>	<b>69.439</b>	<b>476.305</b>	<b>415.506</b>	<b>70.092</b>	<b>485.598</b>

## 4.3.7 Clasificación de mercancías

## Classification of goods

## 4.3.7.1 Clasificación según su naturaleza

## Classification by nature

Nº MERCANCÍAS Nº GOODS		CABOTAJE / DOMESTIC			EXTERIOR / FOREIGN			TOTAL / TOTAL		
		embarc. loaded	desemb. unloaded	total total	embarc. loaded	desemb. unloaded	total total	embarc. loaded	desemb. unloaded	total total
<b>ENERGÉTICO / POWER PRODUCTS</b>		<b>14</b>	<b>29.996</b>	<b>30.011</b>	<b>2.361</b>	<b>7.279</b>	<b>9.640</b>	<b>2.375</b>	<b>37.275</b>	<b>39.650</b>
3	Gas-oil / Gas oil		29.996	29.996					29.996	29.996
6	Otros productos petrolíferos / Other petroleum products	14		14	136	377	512	149	377	526
12	Carbones y coque de petróleo / Steam coal and petroleum coke				2.022	5.494	7.515	2.022	5.494	7.515
51	Biocombustibles / Biofuel	1		1	203	1.409	1.612	204	1.409	1.613
<b>SIDEROMETALÚRGICO / IRON AND STEEL</b>		<b>47.986</b>	<b>5.720</b>	<b>53.706</b>	<b>51.420</b>	<b>161.367</b>	<b>212.787</b>	<b>99.406</b>	<b>167.086</b>	<b>266.493</b>
8	Mineral de hierro / Iron ore				3.742	3.717	7.460	3.742	3.717	7.460
10	Otros minerales y residuos metálicos / Other mineral ores		806	806	10.001	10.505	20.506	10.001	11.312	21.312
11	Chatarras de hierro / Scrap iron	46.677	3	46.680	317	286	603	46.994	289	47.283
13	Productos siderúrgicos / Iron products	373	4.888	5.261	29.929	43.228	73.157	30.302	48.116	78.418
36	Otros productos metalúrgicos / Other metallurgic products	936	23	958	7.431	103.630	111.061	8.367	103.652	112.020
<b>MINERALES NO METÁLICOS / NON-METAL MINERALS</b>		<b>7</b>	<b>4.500</b>	<b>4.507</b>	<b>5.961</b>	<b>5.442</b>	<b>11.403</b>	<b>5.967</b>	<b>9.942</b>	<b>15.910</b>
25	Sal común / Salt		4.500	4.500	52	101	153	52	4.601	4.653
52	Otros minerales no metálicos / Other non-metallic minerals	7		7	5.909	5.341	11.250	5.915	5.341	11.256
<b>ABONOS / FERTILIZERS</b>			<b>81</b>	<b>81</b>	<b>3.139</b>	<b>9.703</b>	<b>12.843</b>	<b>3.139</b>	<b>9.785</b>	<b>12.924</b>
14	Fosfatos / Phosphates				73		73	73		73
15	Potasas / Potash		81	81		771	771		852	852
16	Abonos naturales y artificiales / Natural and artificial fertilizers				3.067	8.932	11.999	3.067	8.932	11.999
<b>QUÍMICOS / CHEMICAL PRODUCTS</b>		<b>4.064</b>	<b>2.961</b>	<b>7.025</b>	<b>18.945</b>	<b>82.747</b>	<b>101.693</b>	<b>23.010</b>	<b>85.708</b>	<b>108.718</b>
17	Productos químicos / Chemical products	4.064	2.961	7.025	18.945	82.747	101.693	23.010	85.708	108.718
<b>MATERIALES DE CONSTRUCCIÓN / BUILDING MATERIALS</b>		<b>2.540</b>	<b>257.122</b>	<b>259.662</b>	<b>390.780</b>	<b>146.277</b>	<b>537.057</b>	<b>393.320</b>	<b>403.399</b>	<b>796.719</b>
18	Cemento y clinker / Cement and clinker		257.087	257.087	1		1	1	257.087	257.088
20	Materiales de construcción elaborados / Manufactured building materials	2.540	34	2.575	390.779	146.277	537.056	393.320	146.312	539.631
<b>AGRO-GANADERO Y ALIMENTARIO / STOCKBREEDING AND FEEDING PRODUCTS</b>		<b>13.275</b>	<b>36.358</b>	<b>49.633</b>	<b>254.053</b>	<b>650.948</b>	<b>905.001</b>	<b>267.328</b>	<b>687.306</b>	<b>954.634</b>
21	Cereales y sus harinas / Cereals and their flours	40		40	4.633	694	5.327	4.673	694	5.367
22	Habas de soja / Soybean				78	117	196	78	117	196
23	Frutas, hortalizas y legumbres / Fruits and vegetables	22		22	4.209	13.307	17.516	4.232	13.307	17.539
24	Vinos, bebidas, alcoholes y derivados / Wines, drinks and spirits	1.774	810	2.584	31.631	2.791	34.422	33.405	3.601	37.006
27	Conservas / Tinned food	775	11	786	24.447	109.026	133.473	25.221	109.037	134.259
28	Tabaco, cacao, café y especias / Tobacco, cocoa, coffee and spices	48		48	2.671	10.578	13.250	2.719	10.578	13.297
29	Aceites y grasas / Oils and greases	2.023	16	2.038	2.602	8.338	10.940	4.624	8.354	12.978
30	Otros productos alimenticios / Other foods	6.566	50	6.616	41.212	16.309	57.521	47.778	16.359	64.137
33	Pescados congelados y refrigerados / Chilled or frozen fish	1.735	35.471	37.205	138.105	474.546	612.650	139.839	510.016	649.855
37	Pienso y forrajes / Animal feed and fodder	293		293	4.465	15.242	19.707	4.758	15.242	19.999
<b>OTRAS MERCANCÍAS / OTHER GOODS</b>		<b>9.341</b>	<b>4.463</b>	<b>13.803</b>	<b>310.478</b>	<b>125.519</b>	<b>435.997</b>	<b>319.819</b>	<b>129.981</b>	<b>449.800</b>
19	Maderas y corcho / Wood and cork	564	68	633	140.117	34.744	174.861	140.681	34.812	175.493
26	Papel y pasta / Paper and pulp	3.302		3.302	9.782	2.328	12.110	13.083	2.328	15.412
31	Maquinaria, herramientas y repuestos / Machinery, tools and spares	2.651	138	2.788	94.424	38.438	132.862	97.074	38.576	135.650
34	Resto mercancías / Other goods	2.824	4.256	7.081	66.156	50.009	116.165	68.980	54.265	123.245
<b>VEHIC. Y ELEMENTOS TRANSPORTES VEHICLES AND TRANSPORT ELEMENTS</b>		<b>40.139</b>	<b>22.336</b>	<b>62.475</b>	<b>802.329</b>	<b>457.574</b>	<b>1.259.903</b>	<b>842.468</b>	<b>479.910</b>	<b>1.322.378</b>
32	Vehículos y sus piezas / Motor vehicles and parts	12.392	972	13.363	576.247	218.945	795.193	588.639	219.917	808.556
38	Tara Equipamiento (Ro-Ro) / Ro-Ro traffic tare weights				60.891	60.837	121.727	60.891	60.837	121.727
39	Tara contenedores / Containers tare	27.747	21.364	49.111	165.191	177.792	342.983	192.938	199.156	392.095
<b>TOTAL / TOTAL</b>		<b>117.366</b>	<b>363.536</b>	<b>480.902</b>	<b>1.839.467</b>	<b>1.646.857</b>	<b>3.486.324</b>	<b>1.956.833</b>	<b>2.010.393</b>	<b>3.967.226</b>

En este cuadro NO se incluyen los avituallamientos, pesca fresca, tráfico interior, transbordo, tránsito terrestre y control aduanero  
This chart does NOT include supplier, fresh fish, inner traffic, transhipment, road transit and customs control





TRANSPORTES ESPECIAIS



LASO  
TRANSPORTES

5203

400

www.laso.pt

LASO

CONVOI EXCEPTIONNEL

SP

0100 GJH

TRANSPORTE EXCEPCIONAL



## 4.3.7.2A

## Clasificación según su naturaleza y presentación

## Classification by nature and packaging

N° - MERCANCÍAS N° GOODS	GRANELES LÍQUIDOS			GRANELES SÓLIDOS			MERCANCÍA GENERAL EN CONTENEDORES		
	embarc. loaded	desemb. unloaded	total total	embarc. loaded	desemb. unloaded	total total	embarc. loaded	desemb. unloaded	total total
<b>ENERGÉTICO / POWER PRODUCTS</b>		29.996	29.996				2.375	7.279	9.654
3 Gas-oil / Gas oil		29.996	29.996						
6 Otros productos petrolíferos / Other petroleum products							149	377	526
12 Carbones y coque de petróleo / Steam coal and petroleum coke							2.022	5.494	7.515
51 Biocombustibles / Biofuel							204	1.409	1.613
<b>SIDEROMETALÚRGICO / IRON AND STEEL</b>							52.284	103.222	155.506
8 Mineral de hierro / Iron ore							3.742	3.717	7.460
10 Otros minerales y residuos metálicos / Other mineral ores							10.001	11.165	21.166
11 Chatarras de hierro / Scrap iron							317	289	606
13 Productos siderúrgicos / Iron products							29.856	26.040	55.896
36 Otros productos metalúrgicos / Other metallurgic products							8.367	62.011	70.378
<b>MINERALES NO METÁLICOS / NON-METAL MINERALS</b>				4.500	4.500		5.967	5.344	11.312
25 Sal común / Salt				4.500	4.500		52	101	153
52 Otros minerales no metálicos / Other non-metallic minerals							5.915	5.243	11.158
<b>ABONOS / FERTILIZERS</b>							3.139	9.785	12.924
14 Fosfatos / Phosphates							73		73
15 Potasas / Potash								852	852
16 Abonos naturales y artificiales / Natural and artificial fertilizers							3.067	8.932	11.999
<b>QUÍMICOS / CHEMICAL PRODUCTS</b>		35.473	35.473	22		22	22.987	50.235	73.222
17 Productos químicos / Chemical products		35.473	35.473	22		22	22.987	50.235	73.222
<b>MATERIALES DE CONSTRUCCIÓN / BUILDING MATERIALS</b>		4.716	4.716		257.087	257.087	351.282	37.827	389.109
18 Cemento y clinker / Cement and clinker					257.087	257.087	1		1
20 Materiales de construcción elaborados / Manufactured building materials							351.281	37.827	389.108
<b>AGRO-GANADERO Y ALIMENTARIO / STOCKBREEDING AND FEEDING PRODUCTS</b>		2.307	2.307				264.329	550.711	815.040
21 Cereales y sus harinas / Cereals and their flours							4.673	694	5.367
22 Habas de soja / Soybean							78	117	196
23 Frutas, hortalizas y legumbres / Fruits and vegetables							4.232	13.307	17.539
24 Vinos, bebidas, alcoholes y derivados / Wines, drinks and spirits							33.404	3.601	37.005
27 Conservas / Tinned food							25.221	109.037	134.258
28 Tabaco, cacao, café y especias / Tobacco, cocoa, coffee and spices							2.718	10.578	13.297
29 Aceites y grasas / Oils and greases		2.307	2.307				4.624	6.046	10.671
30 Otros productos alimenticios / Other foods							47.778	16.359	64.137
33 Pescados congelados y refrigerados / Chilled or frozen fish							139.609	407.988	547.598
37 Pienso y forrajes / Animal feed and fodder							4.758	15.242	19.999
<b>OTRAS MERCANCÍAS / OTHER GOODS</b>							310.891	123.675	434.566
19 Maderas y corcho / Wood and cork							140.557	34.812	187.261
26 Papel y pasta / Paper and pulp							13.083	2.328	12.666
31 Maquinaria, herramientas y repuestos / Machinery, tools and spares							90.550	32.408	133.293
34 Resto mercancías / Other goods							66.699	54.127	116.588
<b>VEHIC. Y ELEMENTOS TRANSPORTES VEHICLES AND TRANSPORT ELEMENTS</b>							281.663	372.388	654.051
32 Vehículos y sus piezas / Motor vehicles and parts							27.841	112.501	140.341
38 Tara Equipamiento (Ro-Ro) / Ro-Ro traffic tare weights							60.884	60.732	121.615
39 Tara contenedores / Containers tare							192.938	199.156	392.095
<b>TOTAL / TOTAL</b>		<b>67.777</b>	<b>67.777</b>	<b>22</b>	<b>261.587</b>	<b>261.610</b>	<b>1.297.684</b>	<b>1.292.727</b>	<b>2.590.411</b>

En este cuadro NO se incluyen los avituallamientos, pesca fresca, tráfico interior, transbordo, tránsito terrestre y control aduanero  
This chart does NOT include supplier, fresh fish, inner traffic, road transshipment, road transit and customs control

## 4.3.7.2B

## Clasificación según su naturaleza y presentación (continuación)

## Classification by nature and packaging (continuation)

Nº - MERCANCÍAS Nº GOODS	MERCANCÍA GENERAL CONVENCIONAL			TOTAL MERCANCÍA GENERAL			TOTAL MERCANCÍA		
	embarc. loaded	desemb. unloaded	total total	embarc. loaded	desemb. unloaded	total total	embarc. loaded	desemb. unloaded	total total
<b>ENERGÉTICO / POWER PRODUCTS</b>				<b>2.198</b>	<b>7.928</b>	<b>10.126</b>	<b>2.198</b>	<b>33.011</b>	<b>35.208</b>
3 Gas-oil / Gas oil								29.996	29.996
6 Otros productos petrolíferos / Other petroleum products				149	377	526	149	377	526
12 Carbones y coque de petróleo / Steam coal and petroleum coke				2.022	5.494	7.515	2.022	5.494	7.515
51 Biocombustibles / Biofuel				204	1.409	1.613	204	1.409	1.613
<b>SIDEROMETALÚRGICO / IRON AND STEEL</b>				<b>2.375</b>	<b>7.279</b>	<b>9.654</b>	<b>2.375</b>	<b>37.275</b>	<b>39.650</b>
8 Mineral de hierro / Iron ore				3.742	3.717	7.460	3.742	3.717	7.460
10 Otros minerales y residuos metálicos / Other mineral ores		146	146	10.001	11.312	21.312	10.001	11.312	21.312
11 Chatarras de hierro / Scrap iron	46.677		46.677	46.994	289	47.283	46.994	289	47.283
13 Productos siderúrgicos / Iron products	445	22.076	22.522	30.302	48.116	78.418	30.302	48.116	78.418
36 Otros productos metalúrgicos / Other metallurgic products		41.642	41.642	8.367	103.652	112.020	8.367	103.652	112.020
<b>MINERALES NO METÁLICOS / NON-METAL MINERALS</b>		<b>98</b>	<b>98</b>	<b>5.967</b>	<b>5.442</b>	<b>11.410</b>	<b>5.967</b>	<b>9.942</b>	<b>15.910</b>
25 Sal común / Salt				52	101	153	52	4.601	4.653
52 Otros minerales no metálicos / Other non-metallic minerals		98	98	5.915	5.341	11.256	5.915	5.341	11.256
<b>ABONOS / FERTILIZERS</b>				<b>3.139</b>	<b>9.785</b>	<b>12.924</b>	<b>3.139</b>	<b>9.785</b>	<b>12.924</b>
14 Fosfatos / Phosphates				73		73	73		73
15 Potasas / Potash					852	852		852	852
16 Abonos naturales y artificiales / Natural and artificial fertilizers				3.067	8.932	11.999	3.067	8.932	11.999
<b>QUÍMICOS / CHEMICAL PRODUCTS</b>				<b>22.987</b>	<b>50.235</b>	<b>73.222</b>	<b>23.010</b>	<b>85.708</b>	<b>108.718</b>
17 Productos químicos / Chemical products				22.987	50.235	73.222	23.010	85.708	108.718
<b>MATERIALES DE CONSTRUCCIÓN / BUILDING MATERIALS</b>	<b>42.039</b>	<b>108.484</b>	<b>150.523</b>	<b>393.320</b>	<b>146.312</b>	<b>539.632</b>	<b>393.320</b>	<b>403.399</b>	<b>796.719</b>
18 Cemento y clinker / Cement and clinker				1		1	1	257.087	257.088
20 Materiales de construcción elaborados / Manufactured building materials	42.039	108.484	150.523	393.320	146.312	539.631	393.320	146.312	539.631
<b>AGRO-GANADERO Y ALIMENTARIO / STOCKBREEDING AND FEEDING PRODUCTS</b>	<b>232</b>	<b>102.028</b>	<b>102.260</b>	<b>267.328</b>	<b>684.999</b>	<b>952.327</b>	<b>267.328</b>	<b>687.306</b>	<b>954.634</b>
21 Cereales y sus harinas / Cereals and their flours				4.673	694	5.367	4.673	694	5.367
22 Habas de soja / Soybean				78	117	196	78	117	196
23 Frutas, hortalizas y legumbres / Fruits and vegetables				4.232	13.307	17.539	4.232	13.307	17.539
24 Vinos, bebidas, alcoholes y derivados / Wines, drinks and spirits	1		1	33.405	3.601	37.006	33.405	3.601	37.006
27 Conservas / Tinned food				25.221	109.037	134.259	25.221	109.037	134.259
28 Tabaco, cacao, café y especias / Tobacco, cocoa, coffee and spices	1		1	2.719	10.578	13.297	2.719	10.578	13.297
29 Aceites y grasas / Oils and greases				4.624	6.046	10.671	4.624	8.354	12.978
30 Otros productos alimenticios / Other foods				47.778	16.359	64.137	47.778	16.359	64.137
33 Pescados congelados y refrigerados / Chilled or frozen fish	230	102.028	102.258	139.839	510.016	649.855	139.839	510.016	649.855
37 Pienso y forrajes / Animal feed and fodder				4.758	15.242	19.999	4.758	15.242	19.999
<b>OTRAS MERCANCÍAS / OTHER GOODS</b>	<b>8.928</b>	<b>6.306</b>	<b>15.234</b>	<b>319.819</b>	<b>129.981</b>	<b>449.800</b>	<b>319.819</b>	<b>129.981</b>	<b>449.800</b>
19 Maderas y corcho / Wood and cork	124		124	140.681	34.812	175.493	140.681	34.812	175.493
26 Papel y pasta / Paper and pulp				13.083	2.328	15.412	13.083	2.328	15.412
31 Maquinaria, herramientas y repuestos / Machinery, tools and spares	6.524	6.168	12.691	97.074	38.576	135.650	97.074	38.576	135.650
34 Resto mercancías / Other goods	2.280	138	2.419	68.980	54.265	123.245	68.980	54.265	123.245
<b>VEHIC. Y ELEMENTOS TRANSPORTES VEHICLES AND TRANSPORT ELEMENTS</b>	<b>560.805</b>	<b>107.522</b>	<b>668.327</b>	<b>842.468</b>	<b>479.910</b>	<b>1.322.378</b>	<b>842.468</b>	<b>479.910</b>	<b>1.322.378</b>
32 Vehículos y sus piezas / Motor vehicles and parts	560.798	107.417	668.215	588.639	219.917	808.556	588.639	219.917	808.556
38 Tara Equipamiento (Ro-Ro) / Ro-Ro traffic tare weights	7	105	112	60.891	60.837	121.727	60.891	60.837	121.727
39 Tara contenedores / Containers tare				192.938	199.156	392.095	192.938	199.156	392.095
<b>TOTAL / TOTAL</b>	<b>659.127</b>	<b>388.302</b>	<b>1.047.428</b>	<b>1.956.811</b>	<b>1.681.029</b>	<b>3.637.840</b>	<b>1.956.833</b>	<b>2.010.393</b>	<b>3.967.226</b>

En este cuadro NO se incluyen los avituallamientos, pesca fresca, tráfico interior, transbordo, tránsito terrestre y control aduanero  
This chart does NOT include supplier, fresh fish, inner traffic, transshipment, road transit and customs control

## 4.3.7.3

## Clasificación de mercancías en tránsito según su naturaleza

## Classification of goods in transit by nature

Nº MERCANCÍAS Nº GOODS		CABOTAJE / DOMESTIC			EXTRANJEROS / FOREIGN			TOTAL		
		embarc. loaded	desemb. unloaded	total total	embarc. loaded	desemb. unloaded	total total	embarc. loaded	desemb. unloaded	total total
<b>ENERGÉTICO / POWER PRODUCTS</b>					2.057	2.080	4.137	2.057	2.080	4.137
6	Otros productos petrolíferos / Other petroleum products				35	19	54	35	19	54
12	Carbones y coque de petróleo / Steam coal and petroleum coke				2.022	2.062	4.084	2.022	2.062	4.084
<b>SIDEROMETALÚRGICO / IRON AND STEEL</b>					20.610	22.133	42.743	20.610	22.133	42.743
8	Mineral de hierro / Iron ore				3.717	3.717	7.435	3.717	3.717	7.435
10	Otros minerales y residuos metálicos / Other mineral ores				6.863	6.863	13.726	6.863	6.863	13.726
11	Chatarras de hierro / Scrap iron				45	45	90	45	45	90
13	Productos siderúrgicos / Iron products				8.595	8.733	17.328	8.595	8.733	17.328
36	Otros productos metalúrgicos / Other metallurgic products				1.389	2.775	4.164	1.389	2.775	4.164
<b>MINERALES NO METÁLICOS / NON-METAL MINERALS</b>					444	491	935	444	491	935
25	Sal común / Salt				51	51	103	51	51	103
52	Otros minerales no metálicos / Other non-metallic minerals				392	440	832	392	440	832
<b>ABONOS / FERTILIZERS</b>					2.993	2.993	5.986	2.993	2.993	5.986
16	Abonos naturales y artificiales / Natural and artificial fertilizers				2.993	2.993	5.986	2.993	2.993	5.986
<b>QUÍMICOS / CHEMICAL PRODUCTS</b>		79	79	158	3.159	3.873	7.032	3.238	3.952	7.190
17	Productos químicos / Chemical products	79	79	158	3.159	3.873	7.032	3.238	3.952	7.190
<b>MATERIALES DE CONSTRUCCIÓN / BUILDING MATERIALS</b>			5	5	1.049	4.097	5.146	1.049	4.102	5.151
20	Materiales de construcción elaborados / Manufactured building materials		5	5	1.049	4.097	5.146	1.049	4.102	5.151
<b>AGRO-GANADERO Y ALIMENTARIO / STOCKBREEDING AND FEEDING PRODUCTS</b>		29	64	93	32.444	32.126	64.570	32.472	32.190	64.663
21	Cereales y sus harinas / Cereals and their flours				230	230	461	230	230	461
22	Habas de soja / Soybean				78	78	156	78	78	156
23	Frutas, hortalizas y legumbres / Fruits and vegetables				2.477	2.571	5.048	2.477	2.571	5.048
24	Vinos, bebidas, alcoholes y derivados / Wines, drinks and spirits				500	446	946	500	480	980
27	Conservas / Tinned food				494	539	1.033	494	539	1.033
28	Tabaco, cacao, café y especias / Tobacco, cocoa, coffee and spices				2.190	2.190	4.379	2.190	2.190	4.379
29	Aceites y grasas / Oils and greases				21	21	42	21	21	42
30	Otros productos alimenticios / Other foods		30	30	5.875	6.231	12.106	5.875	6.261	12.136
33	Pescados congelados y refrigerados / Chilled or frozen fish	29		29	20.506	19.747	40.253	20.534	19.747	40.282
37	Pienso y forrajes / Animal feed and fodder				73	73	147	73	73	147
<b>OTRAS MERCANCÍAS / OTHER GOODS</b>					6.273	7.504	13.777	6.273	7.504	13.777
19	Maderas y corcho / Wood and cork				105	105	211	105	105	211
26	Papel y pasta / Paper and pulp				317	340	656	317	340	656
31	Maquinaria, herramientas y repuestos / Machinery, tools and spares				2.355	3.049	5.404	2.355	3.049	5.404
34	Resto mercancías / Other goods				3.496	4.010	7.505	3.496	4.010	7.505
<b>VEHI. Y ELEMENTOS TRANSPORTES / VEHICLES AND TRANSPORT ELEMENTS</b>		977	927	1.904	47.198	57.136	104.334	48.175	58.063	106.238
32	Vehículos y sus piezas / Motor vehicles and parts	876	872	1.748	37.377	47.251	84.628	38.253	48.123	86.376
38	Tara Equipamiento (Ro-Ro) / Ro-Ro traffic tare weights				151	317	468	151	317	468
39	Tara contenedores / Containers tare	101	55	156	9.671	9.567	19.238	9.771	9.622	19.394
<b>TOTAL / TOTAL</b>		<b>1.085</b>	<b>1.075</b>	<b>2.160</b>	<b>116.226</b>	<b>132.433</b>	<b>248.659</b>	<b>117.310</b>	<b>133.508</b>	<b>250.819</b>



## 4.3.7.4

## Clasificación de mercancías en tránsito según su naturaleza y presentación

## Classification of goods in transit by nature and packaging

N° MERCANCÍAS N° GOODS	MERCANCÍA GENERAL EN CONTENEDORES			MERCANCÍA GENERAL CONVENCIONAL			TOTAL MERCANCÍA GENERAL EN TRANSITO		
	embarc. loaded	desemb. unloaded	total total	embarc. loaded	desemb. unloaded	total total	embarc. loaded	desemb. unloaded	total total
<b>ENERGÉTICO / POWER PRODUCTS</b>	<b>2.057</b>	<b>2.080</b>	<b>4.137</b>				<b>2.057</b>	<b>2.080</b>	<b>4.137</b>
6 Otros productos petrolíferos / Other petroleum products	35	19	54				35	19	54
12 Carbones y coque de petróleo / Steam coal and petroleum coke	2.022	2.062	4.084				2.022	2.062	4.084
<b>SIDEROMETALÚRGICO / IRON AND STEEL</b>	<b>20.610</b>	<b>21.208</b>	<b>41.819</b>		<b>925</b>	<b>925</b>	<b>20.610</b>	<b>22.133</b>	<b>42.743</b>
8 Mineral de hierro / Iron ore	3.717	3.717	7.435				3.717	3.717	7.435
10 Otros minerales y residuos metálicos / Other mineral ores	6.863	6.863	13.726				6.863	6.863	13.726
11 Chatarras de hierro / Scrap iron	45	45	90				45	45	90
13 Productos siderúrgicos / Iron products	8.595	7.808	16.404		925	925	8.595	8.733	17.328
36 Otros productos metalúrgicos / Other metallurgic products	1.389	2.775	4.164				1.389	2.775	4.164
<b>MINERALES NO METÁLICOS / NON-METAL MINERALS</b>	<b>444</b>	<b>491</b>	<b>935</b>				<b>444</b>	<b>491</b>	<b>935</b>
25 Sal común / Salt	51	51	103				51	51	103
52 Otros minerales no metálicos / Other non-metallic minerals	392	440	832				392	440	832
<b>ABONOS / FERTILIZERS</b>	<b>2.993</b>	<b>2.993</b>	<b>5.986</b>				<b>2.993</b>	<b>2.993</b>	<b>5.986</b>
16 Abonos naturales y artificiales / Natural and artificial fertilizers	2.993	2.993	5.986				2.993	2.993	5.986
<b>QUÍMICOS / CHEMICAL PRODUCTS</b>	<b>3.216</b>	<b>3.952</b>	<b>7.167</b>				<b>3.216</b>	<b>3.952</b>	<b>7.167</b>
17 Productos químicos / Chemical products	3.216	3.952	7.167				3.216	3.952	7.167
<b>MATERIALES DE CONSTRUCCIÓN / BUILDING MATERIALS</b>	<b>425</b>	<b>663</b>	<b>1.088</b>	<b>624</b>	<b>3.439</b>	<b>4.062</b>	<b>1.049</b>	<b>4.102</b>	<b>5.151</b>
20 Materiales de construcción elaborados / Manufactured building materials	425	663	1.088	624	3.439	4.062	1.049	4.102	5.151
<b>AGRO-GANADERO Y ALIMENTARIO / STOCKBREEDING AND FEEDING PRODUCTS</b>	<b>32.472</b>	<b>32.190</b>	<b>64.663</b>				<b>32.472</b>	<b>32.190</b>	<b>64.663</b>
21 Cereales y sus harinas / Cereals and their flours	230	230	461				230	230	461
22 Habas de soja / Soybean	78	78	156				78	78	156
23 Frutas, hortalizas y legumbres / Fruits and vegetables	2.477	2.571	5.048				2.477	2.571	5.048
24 Vinos, bebidas, alcoholes y derivados / Wines, drinks and spirits	500	480	980				500	480	980
27 Conservas / Tinned food	494	539	1.033				494	539	1.033
28 Tabaco, cacao, café y especias / Tobacco, cocoa, coffee and spices	2.190	2.190	4.379				2.190	2.190	4.379
29 Aceites y grasas / Oils and greases	21	21	42				21	21	42
30 Otros productos alimenticios / Other foods	5.875	6.261	12.136				5.875	6.261	12.136
33 Pescados congelados y refrigerados / Chilled or frozen fish	20.534	19.747	40.282				20.534	19.747	40.282
37 Pienso y forrajes / Animal feed and fodder	73	73	147				73	73	147
<b>OTRAS MERCANCÍAS / OTHER GOODS</b>	<b>4.586</b>	<b>5.729</b>	<b>10.314</b>	<b>1.687</b>	<b>1.775</b>	<b>3.462</b>	<b>6.273</b>	<b>7.504</b>	<b>13.777</b>
19 Maderas y corcho / Wood and cork	105	105	211				105	105	211
26 Papel y pasta / Paper and pulp	317	340	656				317	340	656
31 Maquinaria, herramientas y repuestos / Machinery, tools and spares	681	1.274	1.955	1.673	1.775	3.449	2.355	3.049	5.404
34 Resto mercancías / Other goods	3.482	4.010	7.492	14		14	3.496	4.010	7.505
<b>VEHI. Y ELEMENTOS TRANSPORTES / VEHICLES AND TRANSPORT ELEMENTS</b>	<b>10.259</b>	<b>10.240</b>	<b>20.499</b>	<b>37.916</b>	<b>47.822</b>	<b>85.738</b>	<b>48.175</b>	<b>58.063</b>	<b>106.238</b>
32 Vehículos y sus piezas / Motor vehicles and parts	337	308	645	37.916	47.815	85.731	38.253	48.123	86.376
38 Tara Equipamiento (Ro-Ro) / Ro-Ro traffic tare weights	151	310	461		7	7	151	317	468
39 Tara contenedores / Containers tare	9.771	9.622	19.394				9.771	9.622	19.394
<b>TOTAL / TOTAL</b>	<b>77.061</b>	<b>79.547</b>	<b>156.609</b>	<b>40.227</b>	<b>53.961</b>	<b>94.188</b>	<b>117.288</b>	<b>133.508</b>	<b>250.796</b>



## 4.4

## Tráfico interior, toneladas

## Local traffic, tons

embarcadas / loaded	desembarcadas / unloaded	TOTAL / TOTAL
5.604	0	5.604

## 4.5

## Avituallamientos

## Supplies

avituallamientos / supplies	toneladas / tons
Agua a Buques / Water	32.487
Hielo / Ice	29.876
Combustibles Líquidos / Fuel Liquid	78.723
Otros Tipos de Suministros/ Others	30.650
TOTAL / TOTAL	171.736

## 4.6

## Pesca fresca

## Fresh fish

tipo family	peso (kg) weight (kg)	valor en 1ª venta first auction value
Crustáceos / Crustacean	565.379	5.169.112
Moluscos / Molluscs	40.134.724	54.207.228
Peces / Fish	48.426.596	134.024.377
TOTAL PESCA CAPTURADA / TOTAL FISH CAPTURES	89.126.699	193.400.716



## 4.7

## Tráfico de contenedores

## Container traffic

## 4.7.1

## Contenedores de 20 pies

## 20 feet containers

20 PIES / 20 FEET	CABOTAJE / DOMESTIC		EXTRANJEROS / FOREIGN		TOTAL / TOTAL	
	número number	toneladas tons	número number	toneladas tons	número number	toneladas tons
<b>EMBARCADOS / LOADED</b>	<b>993</b>	<b>8.843</b>	<b>17.158</b>	<b>406.984</b>	<b>18.151</b>	<b>415.827</b>
Con carga / Full	500	7.817	16.598	405.660	17.098	413.477
Vacíos / Empty	493	1.026	560	1.324	1.053	2.350
<b>DESEMBARCADOS / UNLOADED</b>	<b>2.217</b>	<b>5.320</b>	<b>16.056</b>	<b>256.424</b>	<b>18.273</b>	<b>261.743</b>
Con carga / Full	40	421	11.343	246.237	11.383	246.658
Vacíos / Empty	2.177	4.898	4.713	10.186	6.890	15.085
<b>TOTAL / TOTAL</b>	<b>3.210</b>	<b>14.163</b>	<b>33.214</b>	<b>663.407</b>	<b>36.424</b>	<b>677.570</b>
<b>Con carga / Full</b>	<b>540</b>	<b>8.238</b>	<b>27.941</b>	<b>406.984</b>	<b>28.481</b>	<b>415.827</b>
<b>Vacíos / Empty</b>	<b>2.670</b>	<b>5.924</b>	<b>5.273</b>	<b>11.510</b>	<b>7.943</b>	<b>17.435</b>

## 4.7.2

## Contenedores mayores de 20 pies

## Containers over 20 feet

MAYORES 20 PIES / OVER 20 FEET	CABOTAJE / DOMESTIC		EXTRANJEROS / FOREIGN		TOTAL / TOTAL	
	número number	toneladas tons	número number	toneladas tons	número number	toneladas tons
<b>EMBARCADOS / LOADED</b>	<b>6.118</b>	<b>49.178</b>	<b>39.659</b>	<b>832.680</b>	<b>45.777</b>	<b>881.857</b>
Con carga / Full	1.571	30.717	33.447	805.179	35.018	835.895
Vacíos / Empty	4.547	18.461	6.212	27.501	10.759	45.962
<b>DESEMBARCADOS / UNLOADED</b>	<b>3.857</b>	<b>29.988</b>	<b>41.873</b>		<b>45.730</b>	<b>1.030.984</b>
Con carga / Full	691	16.695	37.941	984.594	38.632	1.001.289
Vacíos / Empty	3.166	13.293	3.932	16.402	7.098	29.695
<b>TOTAL / TOTAL</b>	<b>9.975</b>	<b>79.165</b>	<b>81.532</b>	<b>1.833.676</b>	<b>91.507</b>	<b>1.912.841</b>
<b>Con carga / Full</b>	<b>2.262</b>	<b>47.412</b>	<b>71.388</b>	<b>1.789.773</b>	<b>73.650</b>	<b>1.837.184</b>
<b>Vacíos / Empty</b>	<b>7.713</b>	<b>31.754</b>	<b>10.144</b>	<b>43.903</b>	<b>17.857</b>	<b>75.657</b>

## 4.7.3

## Total contenedores 20 pies o mayores

## Total containers equal and over 20 feet

TOTAL CONTENEDORES TOTAL CONTAINERS	CABOTAJE / DOMESTIC		EXTRANJEROS / FOREIGN		TOTAL / TOTAL	
	número number	toneladas tons	número number	toneladas tons	número number	toneladas tons
<b>EMBARCADOS / LOADED</b>	<b>7.111</b>	<b>58.021</b>	<b>56.817</b>	<b>1.239.664</b>	<b>63.928</b>	<b>1.297.684</b>
Con carga / Full	2.071	38.534	50.045	1.210.839	52.116	1.249.373
Vacíos / Empty	5.040	19.487	6.772	28.824	11.812	48.312
<b>DESEMBARCADOS / UNLOADED</b>	<b>6.074</b>	<b>35.307</b>	<b>57.929</b>	<b>1.257.420</b>	<b>64.003</b>	<b>1.292.727</b>
Con carga / Full	731	17.116	49.284	1.230.832	50.015	1.247.948
Vacíos / Empty	5.343	18.191	8.645	26.588	13.988	44.779
<b>TOTAL / TOTAL</b>	<b>13.185</b>	<b>93.328</b>	<b>114.746</b>	<b>2.497.084</b>	<b>127.931</b>	<b>2.590.411</b>
<b>Con carga / Full</b>	<b>2.802</b>	<b>55.650</b>	<b>99.329</b>	<b>2.441.671</b>	<b>102.131</b>	<b>2.497.321</b>
<b>Vacíos / Empty</b>	<b>10.383</b>	<b>37.678</b>	<b>15.417</b>	<b>55.412</b>	<b>25.800</b>	<b>93.091</b>

## 4.7.4

## Contenedores de 20 pies o mayores en tránsito

## Containers equal and over 20 feet in transit

20 PIES / 20 FEET	CABOTAJE / DOMESTIC		EXTRANJEROS / FOREIGN		TOTAL / TOTAL	
	número number	toneladas tons	número number	toneladas tons	número number	toneladas tons
<b>EMBARCADOS / LOADED</b>	<b>28</b>	<b>209</b>	<b>3.033</b>	<b>76.853</b>	<b>3.061</b>	<b>77.061</b>
Con carga / Full	4	118	2.849	76.249	2.853	76.367
Vacíos / Empty	24	91	184	604	208	694
<b>DESEMBARCADOS / UN LOADED</b>	<b>16</b>	<b>203</b>	<b>3.046</b>	<b>79.344</b>	<b>3.062</b>	<b>79.547</b>
Con carga / Full	8	175	3.002	79.214	3.010	79.390
Vacíos / Empty	8	28	44	129	52	157
<b>TOTAL / TOTAL</b>	<b>44</b>	<b>412</b>	<b>6.079</b>	<b>156.197</b>	<b>6.123</b>	<b>156.609</b>
Con carga / Full	12	293	5.851	155.463	5.863	155.757
Vacíos / Empty	32	119	228	733	260	851

## 4.7.5

## Total contenedores equivalentes a 20 pies (TEUS)

## Total equivalent 20 feet containers (TEUS)

MAYORES 20 PIES OVER 20 FEET	CABOTAJE / DOMESTIC		EXTRANJEROS / FOREIGN		TOTAL / TOTAL	
	número number	toneladas tons	número number	toneladas tons	número number	toneladas tons
<b>EMBARCADOS / LOADED</b>	<b>13.229</b>	<b>58.021</b>	<b>96.476</b>	<b>1.239.664</b>	<b>109.705</b>	<b>1.297.684</b>
Con carga / Full	3.642	38.534	83.492	1.210.839	87.134	1.249.373
Vacíos / Empty	9.587	19.487	12.984	28.824	22.571	48.312
<b>DESEMBARCADOS / UNLOADED</b>	<b>9.931</b>	<b>35.307</b>	<b>99.802</b>	<b>1.257.420</b>	<b>109.733</b>	<b>1.292.727</b>
Con carga / Full	1.422	17.116	87.225	1.230.832	88.647	1.247.948
Vacíos / Empty	8.509	18.191	12.577	26.588	21.086	44.779
<b>TOTAL / TOTAL</b>	<b>23.160</b>	<b>93.328</b>	<b>196.278</b>	<b>2.497.084</b>	<b>219.438</b>	<b>2.590.411</b>
Con carga / Full	5.064	55.650	170.717	2.441.671	175.781	2.497.321
Vacíos / Empty	18.096	37.678	25.561	55.412	43.657	93.091

## 4.7.6

## Contenedores equivalentes a 20 pies (TEUS) en tránsito

## Equivalent 20 feet containers (TEUS) in transit

TOTAL CONTENEDORES TOTAL CONTAINERS	CABOTAJE / DOMESTIC		EXTRANJEROS / FOREIGN		TOTAL / TOTAL	
	número number	toneladas tons	número number	toneladas tons	número number	toneladas tons
<b>EMBARCADOS / LOADED</b>	<b>50</b>	<b>209</b>	<b>4.753</b>	<b>76.853</b>	<b>4.803</b>	<b>77.061</b>
Con carga / Full	5	118	4.479	76.249	4.484	76.367
Vacíos / Empty	45	91	274	604	319	694
<b>DESEMBARCADOS / UNLOADED</b>	<b>26</b>	<b>203</b>	<b>4.734</b>	<b>79.344</b>	<b>4.760</b>	<b>79.547</b>
Con carga / Full	12	175	4.684	79.214	4.696	79.390
Vacíos / Empty	14	28	50	129	64	157
<b>TOTAL / TOTAL</b>	<b>76</b>	<b>412</b>	<b>9.487</b>	<b>156.197</b>	<b>9.563</b>	<b>156.609</b>
Con carga / Full	17	293	9.163	155.463	9.180	87.027
Vacíos / Empty	59	119	324	733	383	851

## 4.7.7

## Mercancías transportadas en contenedores clasificadas según su naturaleza, toneladas

## Containerised goods classified by nature, tons

Nº MERCANCÍAS Nº GOODS		CABOTAJE / DOMESTIC			EXTRANJEROS / FOREIGN			TOTAL		
		embarc. loaded	desemb. unloaded	total total	embarc. loaded	desemb. unloaded	total total	embarc. loaded	desemb. unloaded	total total
<b>ENERGÉTICO / POWER PRODUCTS</b>		<b>14</b>	<b>0</b>	<b>14</b>	<b>2.361</b>	<b>7.279</b>	<b>9.640</b>	<b>2.375</b>	<b>7.279</b>	<b>9.654</b>
6	Otros productos petrolíferos / Other petroleum products	14	0	14	136	377	512	149	377	526
12	Carbones y coque de petróleo / Steam coal and petroleum coke	0	0	0	2.022	5.494	7.515	2.022	5.494	7.515
51	Biocombustibles / Biofuel	1	0	1	203	1.409	1.612	204	1.409	1.613
<b>SIDEROMETALÚRGICO / IRON AND STEEL</b>		<b>1.309</b>	<b>833</b>	<b>2.142</b>	<b>50.975</b>	<b>102.389</b>	<b>153.364</b>	<b>52.284</b>	<b>103.222</b>	<b>155.506</b>
8	Mineral de hierro / Iron ore	0	0	0	3.742	3.717	7.460	3.742	3.717	7.460
10	Otros minerales y residuos metálicos / Other mineral ores	0	806	806	10.001	10.359	20.360	10.001	11.165	21.166
11	Chatarras de hierro / Scrap iron	0	3	3	317	286	603	317	289	606
13	Productos siderúrgicos / Iron products	373	1	375	29.483	26.039	55.522	29.856	26.040	55.896
36	Otros productos metalúrgicos / Other metallurgic products	936	23	958	7.431	61.988	69.419	8.367	62.011	70.378
<b>MINERALES NO METÁLICOS / NON-METAL MINERALS</b>		<b>7</b>	<b>0</b>	<b>7</b>	<b>5.961</b>	<b>5.344</b>	<b>11.305</b>	<b>5.967</b>	<b>5.344</b>	<b>11.312</b>
25	Sal común / Salt	0	0	0	52	101	153	52	101	153
52	Otros minerales no metálicos / Other non-metallic minerals	7	0	7	5.909	5.243	11.152	5.915	5.243	11.158
<b>ABONOS / FERTILIZERS</b>		<b>0</b>	<b>81</b>	<b>81</b>	<b>3.139</b>	<b>9.703</b>	<b>12.843</b>	<b>3.139</b>	<b>9.785</b>	<b>12.924</b>
14	Fosfatos / Phosphates	0	0	0	73	0	73	73	0	73
15	Potasas / Potash	0	81	81	0	771	771	0	852	852
16	Abonos naturales y artificiales / Natural and artificial fertilizers	0	0	0	3.067	8.932	11.999	3.067	8.932	11.999
<b>QUÍMICOS / CHEMICAL PRODUCTS</b>		<b>4.064</b>	<b>261</b>	<b>4.325</b>	<b>18.923</b>	<b>49.974</b>	<b>68.897</b>	<b>22.987</b>	<b>50.235</b>	<b>73.222</b>
17	Productos químicos / Chemical products	4.064	261	4.325	18.923	49.974	68.897	22.987	50.235	73.222
<b>MATERIALES DE CONSTRUCCIÓN / BUILDING MATERIALS</b>		<b>2.540</b>	<b>34</b>	<b>2.575</b>	<b>348.741</b>	<b>37.793</b>	<b>386.534</b>	<b>351.282</b>	<b>37.827</b>	<b>389.109</b>
18	Cemento y clinker / Cement and clinker	0	0	0	1	0	1	1	0	1
20	Materiales de construcción elaborados / Manufactured building materials	2.540	34	2.575	348.741	37.793	386.534	351.281	37.827	389.108
<b>AGRO-GANADERO Y ALIMENTARIO / STOCKBREEDING AND FEEDING PRODUCTS</b>		<b>13.275</b>	<b>8.273</b>	<b>21.548</b>	<b>253.821</b>	<b>574.698</b>	<b>828.519</b>	<b>267.096</b>	<b>582.971</b>	<b>850.067</b>
21	Cereales y sus harinas / Cereals and their flours	40	0	40	4.633	694	5.327	4.673	694	5.367
22	Habas de soja / Soybean	0	0	0	78	117	196	78	117	196
23	Frutas, hortalizas y legumbres / Fruits and vegetables	22	0	22	4.209	13.307	17.516	4.232	13.307	17.539
24	Vinos, bebidas, alcoholes y derivados / Wines, drinks and spirits	1.774	810	2.584	31.630	2.791	34.421	33.404	3.601	37.005
27	Conservas / Tinned food	775	11	786	24.446	109.026	133.473	25.221	109.037	134.258
28	Tabaco, cacao, café y especias / Tobacco, cocoa, coffee and spices	48	0	48	2.670	10.578	13.249	2.718	10.578	13.297
29	Aceites y grasas / Oils and greases	2.023	16	2.038	2.602	6.031	8.633	4.624	6.046	10.671
30	Otros productos alimenticios / Other foods	6.566	50	6.616	41.212	16.309	57.521	47.778	16.359	64.137
33	Pescados congelados y refrigerados / Chilled or frozen fish	1.735	7.386	9.121	137.875	400.602	538.477	139.609	407.988	547.598
37	Pienso y forrajes / Animal feed and fodder	293	0	293	4.465	15.242	19.707	4.758	15.242	19.999
<b>OTRAS MERCANCÍAS / OTHER GOODS</b>		<b>9.024</b>	<b>4.438</b>	<b>13.462</b>	<b>301.867</b>	<b>119.237</b>	<b>421.104</b>	<b>310.891</b>	<b>123.675</b>	<b>434.566</b>
19	Maderas y corcho / Wood and cork	564	68	633	139.993	34.744	174.737	140.557	34.812	175.369
26	Papel y pasta / Paper and pulp	3.302	0	3.302	9.782	2.328	12.110	13.083	2.328	15.412
31	Maquinaria, herramientas y repuestos / Machinery, tools and spares	2.345	116	2.461	88.206	32.292	120.498	90.550	32.408	122.959
34	Resto mercancías / Other goods	2.813	4.254	7.067	63.886	49.873	113.759	66.699	54.127	120.826
<b>VEHI. Y ELEMENTOS TRANSPORTES / VEHICLES AND TRANSPORT ELEMENTS</b>		<b>27.787</b>	<b>21.386</b>	<b>49.173</b>	<b>253.875</b>	<b>351.002</b>	<b>604.878</b>	<b>281.663</b>	<b>372.388</b>	<b>654.051</b>
32	Automóviles y sus piezas / Motor vehicles and parts	40	22	62	27.801	112.478	140.279	27.841	112.501	140.341
38	Tara Equipamiento (Ro-Ro) / Ro-Ro traffic tare weights	0	0	0	60.884	60.732	121.615	60.884	60.732	121.615
39	Tara contenedores / Containers tare	27.747	21.364	49.111	165.191	177.792	342.983	192.938	199.156	392.095
<b>TOTAL / TOTAL</b>		<b>58.021</b>	<b>35.307</b>	<b>93.328</b>	<b>1.239.664</b>	<b>1.257.420</b>	<b>2.497.084</b>	<b>1.297.684</b>	<b>1.292.727</b>	<b>2.590.411</b>



## 4.8

## Resumen general del tráfico marítimo

## General summary of maritime traffic

## 4.8.1 Cuadro general número 1

## General chart number 1

Conceptos / Item	Toneladas / Tons	
	Parciales / Partials	Totales / Total
<b>Graneles Líquidos / Liquid Bulks</b>		<b>67.777</b>
Productos petrolíferos / Oil products	29.996	
Otros líquidos / Other liquid	37.780	
<b>Graneles Sólidos / Dry Bulks</b>	261.610	<b>261.610</b>
<b>Mercancía General / General Cargo</b>	3.637.840	<b>3.637.840</b>
<b>Tráfico interior / Local Traffic</b>	5.604	<b>5.604</b>
<b>Avituallamiento / Supplies (*)</b>		<b>171.736</b>
Productos petrolíferos / Oil products	78.723	
Resto / Rest	93.013	
<b>Pesca Fresca / Fresh Fish (*)</b>	89.127	<b>89.127</b>
<b>TOTAL / TOTAL</b>		<b>4.233.692</b>

## 4.8.2

## Cuadro general número 2 (Incluido tráfico interior, avituallamiento y pesca fresca)

## General chart number 2 (Local traffic, supplies and fresh fish, included)

Conceptos / Item	Toneladas / Tons
<b>Mercancías embarcadas / Loaded goods</b>	2.134.173
<b>Mercancías desembarcadas / Unloaded goods</b>	2.099.519
<b>Mercancías transbordadas / Transhipped goods</b>	
<b>TOTAL / TOTAL</b>	<b>4.233.692</b>

(\*) Avituallamientos: Se incluyen en mercancías embarcadas / Provisioning: Included in goods loaded

(\*) Pesca fresca: Se incluyen en mercancías desembarcadas / Fresh fish: included in goods unloaded



## 4.8.3

## Cuadro general número 3

## General chart number 3

Conceptos / Item	Toneladas / Tons	
	Parciales / Partials	Totales / Total
<b>Comercio Exterior / Foreign Trade</b>		<b>2.792.661</b>
<b>Importación / Import</b>		1.285.680
Graneles líquidos / Liquid bulks	35.080	
Graneles sólidos / Dry bulks		
Mercancía general / General cargo	1.250.600	
<b>Exportación / Export</b>		1.506.981
Graneles líquidos / Liquid bulks		
Graneles sólidos / Dry bulks		
Mercancía general / General cargo	1.506.981	
<b>Comercio Nacional / Domestic Trade</b>	429.793	<b>429.793</b>
<b>Transbordadas / Transshipping</b>		
<b>Tránsito / Transit</b>	230.957	<b>230.957</b>
<b>Taras equipamientos / Equipment tare</b>	513.815	<b>513.815</b>
<b>Pesca Fresca, Avituallamiento y Tráfico Interior / Fresh Fish, Supplies and Local Traffic</b>	266.466	<b>266.466</b>
<b>TOTAL / TOTAL</b>		<b>4.233.692</b>

## 4.9

## Tráfico terrestre

## Hinterland traffic

Medio de transporte utilizado para la entrada o salida de la zona de servicio del puerto / Transport system used for hinterland connections from or to port areas	TONELADAS / TONS		
	CARGADAS EN BARCO LOADED ON VESSEL	DESCARGADAS DE BARCO UNLOADED FROM VESSEL	TOTAL TOTAL
<b>Ferrocarril / Railway</b>	90	12	102
<b>Carretera / Road</b>	1.839.433	1.876.872	3.716.305
<b>Tubería / Pipe</b>			
<b>Otros medios / Other</b>			
<b>Sin transporte terrestre / Without land transport</b>	117.310	133.508	250.819
<b>Total mercancías según transporte / Total Hinterland</b>	<b>1.956.833</b>	<b>2.010.393</b>	<b>3.967.226</b>
<b>Pesca, avituallamiento y tráfico interior o local / Fresh Fish, Supplies &amp; Local Traffic</b>	177.340	89.127	266.466
<b>TOTAL Pesca, avituallamiento y tráfico interior o local / TOTAL Fresh Fish, Supplies &amp; Local Traffic</b>	<b>177.340</b>	<b>89.127</b>	<b>266.466</b>
<b>TOTAL / TOTAL</b>	<b>2.134.173</b>	<b>2.099.519</b>	<b>4.233.692</b>